

PUBLIC NOTICE

REGULAR MEETING OF THE COLLEGE OF SOUTHERN IDAHO BOARD OF TRUSTEES

DATE: April 15, 2019
TIME: 3:00 PM
LOCATION: College of Southern Idaho
Taylor Administrative Building
President's Board Room, #112
Twin Falls, ID 83301

This notice is provided pursuant to the Idaho Open Meetings Law, Idaho Code § 74-204. A copy of the agenda for the regular meeting will be available at least forty-eight (48) hours in advance of the meeting.

AGENDA

Board of Trustees
Jan Mittleider, Chair
Laird Stone
Jack Nelsen
Anna Scholes
Scott McClure

CSI Mission Statement:
To provide quality educational, social, cultural, economic, and workforce development opportunities that meet the diverse needs of the communities we serve.

Board Mission Statement:
The mission of the Board of Trustees of the College of Southern Idaho is to lead in the constant definition, interpretation, articulation, implementation and evaluation of the College mission.

- | | |
|---|---|
| I. CALL TO ORDER | Chairman Mittleider
3:00PM/President’s Board Room |
| II. RECESS TO EXECUTIVE SESSION
<i>Motion to convene in Executive Session</i> | Chairman Mittleider |
| III. RECONVENE REGULAR MEETING | Chairman Mittleider
4:00PM/Taylor Bldg Room 276 |
| IV. APPROVAL OF MEETING AGENDA | Chairman Mittleider |
| V. MINUTES & BUSINESS REPORTS | |
| Approval of Minutes | Jeff Harmon |
| March 18, 2019 – Regular Meeting | |
| Approval of Treasurer’s Report | Jeff Harmon |
| Approval of Head Start/Early Head Start Report | Mancole Fedder |
| VI. OPEN FORUM | Chairman Mittleider |
| VII. UNFINISHED BUSINESS | |
| VIII. NEW BUSINESS | |
| Action Items | |
| 1. 2019-20 Board Meeting & Budget Schedule | Jeff Harmon |
| 2. Upper Division Tuition Fees | Jeff Harmon |
| Information Items | |
| 1. Southern Idaho Economic Development Report | Connie Stopher |
| 2. Boys and Girls Club Building Expansion Update | Jeff Fox |
| 3. Building and Construction Updates | Jeff Harmon |
| 4. Honor Dinner Proposal | Jan Mittleider |
| 5. Board of Trustees Training Update | Jan Mittleider |
| IX. PRESIDENT’S REPORT | President Fox |
| X. REMARKS FOR THE GOOD OF THE ORDER | Chairman Mittleider |
| XI. ADJOURNMENT | Chairman Mittleider |

PUBLIC NOTICE

EXECUTIVE SESSION

OF THE COLLEGE OF SOUTHERN IDAHO

BOARD OF TRUSTEES

DATE: April 15, 2019
TIME: 3:00 PM
LOCATION: College of Southern Idaho
Taylor Administrative Building
President's Board Room, #112
Twin Falls, ID 83301

This notice is provided pursuant to the Idaho Open Meetings Law, Idaho Code § 74-204. A copy of the agenda for the Executive Session will be available at least twenty-four (24) hours in advance of the meeting. The Executive Session will not open to the public.

AGENDA

Board of Trustees

Jan Mittleider, Chair
Laird Stone
Jack Nelsen
Anna Scholes
Scott McClure

CSI Mission Statement:

To provide quality educational, social, cultural, economic, and workforce development opportunities that meet the diverse needs of the communities we serve.

Board Mission Statement:

The mission of the Board of Trustees of the College of Southern Idaho is to lead in the constant definition, interpretation, articulation, implementation and evaluation of the College mission.

I. CALL TO ORDER

Chairman Mittleider
3:00p.m./President's Board Room

A. Pursuant to Idaho Code 74-206, the Board will convene to:

- ◆ Deliberate regarding an acquisition of interest in real property [Idaho Code § 74-206(1)(c)]

II. ADJOURNMENT

Chairman Mittleider



General Fund Board Report

As of March 31, 2019

	Prior Year	Current Year	Budget	Remaining	Remaining %
Revenue					
Tuition & Fees	(\$10,849,971)	(\$11,063,132)	(\$11,276,000)	(\$212,868)	1.89%
County Tuition	(\$1,761,450)	(\$1,906,650)	(\$1,720,000)	\$186,650	(10.85)%
State Funds	(\$21,737,379)	(\$21,774,000)	(\$21,824,000)	(\$50,000)	0.23%
County Property Tax	(\$4,547,947)	(\$4,765,170)	(\$7,530,000)	(\$2,764,830)	36.72%
Grant Management Fees	(\$413,488)	(\$400,623)	(\$520,000)	(\$119,377)	22.96%
Other	(\$637,091)	(\$522,236)	(\$375,000)	\$147,236	(39.26)%
Unallocated Tuition	(\$520,880)	(\$539,986)	\$0	\$539,986	-
Departmental Revenues	(\$540,247)	(\$682,394)	(\$655,800)	\$26,594	(4.06)%
Total Revenue	(\$41,008,452)	(\$41,654,192)	(\$43,900,800)	(\$2,246,608)	5.12%
Expenses					
Personnel Expense					
Salaries	\$16,337,919	\$16,649,785	\$22,940,000	\$6,290,215	27.42%
Variable Fringe	\$3,341,318	\$3,392,343	\$4,923,600	\$1,531,257	31.10%
Health Insurance	\$3,400,835	\$3,270,428	\$4,668,600	\$1,398,172	29.95%
Total Personnel Expense	\$23,080,072	\$23,312,557	\$32,532,200	\$9,219,643	28.34%
Operating Expense					
Services	\$2,946,549	\$2,868,536	\$3,825,300	\$956,764	25.01%
Supplies	\$1,146,415	\$1,227,341	\$1,395,600	\$168,259	12.06%
Other	\$2,565	(\$68,797)	\$0	\$68,797	-
Capital	\$383,119	\$343,356	\$624,300	\$280,944	45.00%
Institutional Support	\$4,537,863	\$4,735,752	\$5,493,400	\$757,648	13.79%
Transfers	\$100	\$31,200	\$30,000	(\$1,200)	(4.00)%
Total Operating Expense	\$9,016,611	\$9,137,389	\$11,368,600	\$2,231,211	19.63%
Total Expense	\$32,096,683	\$32,449,945	\$43,900,800	\$11,450,855	26.08%
Rev/Expense Total	(\$8,911,769)	(\$9,204,247)	\$0	\$9,204,247	-



College of Southern Idaho
Head Start/Early Head Start



Program Summary for March 2019

Enrollment

Head Start ACF Federal Funded	457
Head Start TANF	12
Early Head Start	92
Total	561

Program Options

Center Based (PD/PY; FD/PY), Early Head Start -Home Based, Early Head Start Toddler Combo.

Head Start Attendance

March Head Start Overall Attendance	81%
March Head Start Self Transport Attendance	77%
March EHS Toddler Combo Attendance	84%
March IEP/IFSP Totals	46
March Over Income Enrollment	4%

Meals and Snacks

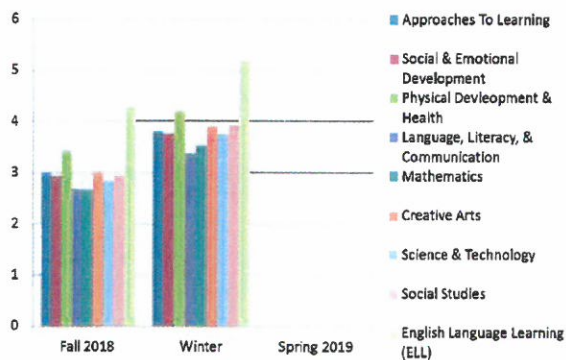
Total meals served for March	6049
Total snacks served for March	3679

Program Notes

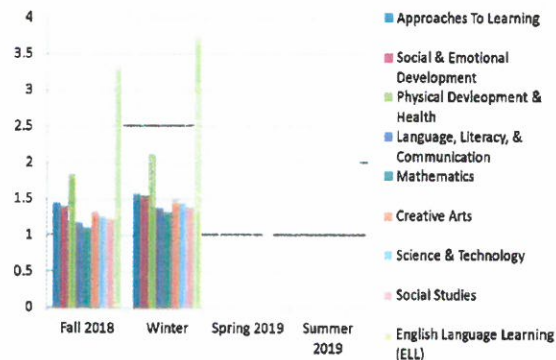
DURATION GRANT UPDATE

The program was awarded \$2,144,476 for operation of duration services in Head Start and Early Head Start. Of that amount, Head Start will receive an annual ongoing funding increase of \$971,837 and Early Head Start will receive an increase of \$403,546 in annual ongoing funding. We also secured \$1,444,258 in start-up funding which includes \$923,003 to purchase and renovate a facility in Twin Falls.

Program Mid Year Summary
for Head Start Children



Program Mid Year Summary
for Early Head Start Children



Mid-Year COR Advantage Outcomes Report 2018-2019

Child Observation Record Advantage is gathered 3 times during the program year for Head Start and 4 times for Early Head Start. Staff and parents take anecdotes on the children. The anecdotes are scored from a level 0 to a level 7, with 0 being a lower skill level and increasing to more advanced skill levels.

Item Level Report

There are 36 items on the Preschool Child Observation Record divided into 9 categories (Approaches to Learning (3 items), Social and Emotional Development (5 items), Physical Development & Health (3 items), Language, Literacy, & Communication (7 items), Mathematics (5 items), Creative Arts (4 items), Science & Technology (4 items), Social Studies (3 items), and English Language Learning ELL (2 items).

Strengths – *Fine-motor skills, Music, and Geography*

Area of Need – *Phonological Awareness, Alphabetic Knowledge, and Reading*

CLASS – The average scores across all 24 classrooms observed was 6.19 out of 7 in Emotional Support Domain, 6.02 out of 7 in Organizational Domain and a 2.59 out of 7 in Instructional Support Domain. Out of the 10 dimensions scored, Concept Development (2.27) and Quality of Feedback (2.58) in the Instructional Support Domain were the lowest scores.

PQA – The strengths associated with the Program Quality Assessment tool which is aligned with CLASS tool show strengths as: Learning Environment (Logically located interest areas, Daily Routine (Parts of the day, Time for child-initiated activities), Adult-Child Interaction (Meeting basic physical needs). The Areas of Need are: Learning Environment (Diversity-related materials, Displays of child-initiated work), Daily Routine (Time for child planning, Large-group time, Choices during transition times), and Adult-Child Interactions (Conflict Resolution).

Goals and Objectives

- 1) Work with coaches to plan activities with classroom staff from Fee, Fie, Phonemics and Letter Links in High Scope curriculum to increase at least 1 level of development.
- 2) Provide individual face to face support in the classroom with coaches setting a goal to increase Language and Literacy along with Concept Development.

Head Start Child Development and Early Learning Framework

There are 5 domains in the Head Start Outcomes. Approaches to Learning, Social and Emotional Development, (Language and Communication, Literacy), (Mathematics Development, Scientific Reasoning), and Perceptual, Motor, and Physical Development. Within each of the domains are sub domains.

Strengths – Can't analyze at this point on new system.

Area of Need – Can't analyze at this point on new system.

Early Head Start's Five Essential Domains of Child Development and Early Learning

Item Level Report

There are 36 items on the Preschool Child Observation Record divided into 9 categories (Approaches to Learning (3 items), Social and Emotional Development (5 items), Physical Development & Health (3 items),

Language, Literacy, & Communication (7 items), Mathematics (5 items), Creative Arts (4 items), Science & Technology (4 items), Social Studies (3 items), and English Language Learning ELL (2 items).

Strengths – *Personal care and healthy behavior, Fine-motor skills, Tools and Technology and Building relationships with other children*

Area of Need – *Emotions, Phonological awareness, Natural and Physical World, and History*

PQA – The strengths associated with the Program Quality Assessment tool are: Daily Routine (Comfortable arrivals/departures and Nature-based outside times), and Adult-Child Interaction (Long-term adult-child relationships). The Areas of Need are: Learning Environment (Children’s photos, creations), and Adult-Child Interactions (Children’s Conflict Resolution).

The 5 domains for Early Head Start are: Approaches to Learning, Social/Emotional Development, Language and Communication, Cognition, and Perceptual, Motor, & Physical Development. Within each of the domains are sub domains.

Strengths – Can’t analyze at this point on new system.

Area of Need – Can’t analyze at this point on new system

Continuous Improvement Plan for Rest of Program Year 2018-2019

- Head Start** –
- 1) Coaches will work on teacher goals around Language/Literacy and Concept Development.
 - 2) Coaches will help teachers use data from child outcomes for daily lesson planning and individualization to scaffold children’s learning.

- Early Head Start** -
- 1) Mentor will help staff with improving outcomes with COR around Emergent Literacy and Emotions.

School Readiness

The School Readiness Report measures a child's progress towards meeting school readiness goals over time. The Report looks at a child's performance across all COR Advantage categories. Each category must have at least 75% of the assessment items scored in each of the selected time periods. The category scores represent the average of the item scores in each. (The item score is the highest score that has been reported for that item during the specified time period.) Scores are calculated when 75% of all possible items in a category have a score for the time period. For children transitioning to kindergarten in the fall, school readiness is measured by an average score of 3.75 in each category and an overall average of 4.0 or higher

Documents for Board Review and Approval: Financial Reports

CATEGORY	TOTAL APPROVED	TOTAL THIS MONTH	CASH OUTLAY TO DATE	BALANCE OF BUDGET	REMAINING BUDGET %
SALARIES	\$ 2,716,492.00	\$ 220,007.91	\$ 515,376.55	\$ 2,201,115.45	81.0%
BENEFITS	\$ 1,841,622.00	\$ 122,168.00	\$ 279,277.73	\$ 1,562,344.27	84.8%
EQUIPMENT		\$ -	\$ -	\$ -	
CONTRACTUAL	\$ 13,000.00	\$ 491.41	\$ 3,381.93	\$ 9,618.07	74.0%
SUPPLIES	\$ 106,517.00	\$ 6,567.97	\$ 19,492.47	\$ 87,024.53	81.7%
FACILITIES/CONST.			\$ -		
OTHER	\$ 476,608.00	\$ 42,938.83	\$ 113,731.60	\$ 362,876.40	76.1%
TOTAL DIRECT COSTS	\$ 5,154,239.00	\$ 392,174.12	\$ 931,260.28	\$ 4,222,978.72	81.9%
ADMIN COSTS (9.0%)	\$ 410,231.00	\$ 31,464.08	\$ 63,329.40	\$ 346,901.60	84.6%
GRAND TOTAL	\$ 5,564,470.00	\$ 423,638.20	\$ 994,589.68	\$ 4,569,880.32	82.1%
IN KIND NEEDED	\$ 1,407,761.00				
IN KIND GENERATED	\$ 268,320.60				
IN KIND (SHORT)/LONG	\$ (1,139,440.40)				
PROCUREMENT CARD EXPENSE	\$ 13,502.79	3% of Total Expense. Detailed report available upon request.			

CACFP	Repair/Maint	Food	Non-Food	Total for Month	YTD Expense
Total All Centers	1,676.30	11,481.95	2,393.41	15,551.66	49,788.33

HEAD START T/TA

CATEGORY	TOTAL APPROVED	TOTAL THIS MONTH	CASH OUTLAY TO DATE	BALANCE	REMAINING BUDGET %
OUT OF AREA TRAVEL	\$ 37,454.00	\$ 8,701.60	\$ 8,957.38	\$ 28,496.62	\$ 0.76
SUPPLIES	\$ 2,903.00	\$ 253.10	\$ 282.36	\$ 2,620.64	\$ 0.90
OTHER	\$ 26,217.00	\$ 4,292.29	\$ 5,861.10	\$ 20,355.90	\$ 0.78
GRAND TOTAL	\$ 66,574.00	\$ 13,246.99	\$ 15,100.84	\$ 51,473.16	77.3%

IN KIND NEEDED	\$ 16,644.00
IN KIND GENERATED	\$ 52,472.00
IN KIND (SHORT)/LONG	\$ 35,828.00

CATEGORY	TOTAL APPROVED	TOTAL THIS MONTH	CASH OUTLAY TO DATE	BALANCE OF BUDGET	REMAINING BUDGET %
SALARIES	\$ 630,298.00	\$ 52,587.41	\$ 155,556.76	\$ 474,741.24	75.3%
BENEFITS	\$ 372,582.00	\$ 27,165.43	\$ 80,758.78	\$ 291,823.22	78.3%
EQUIPMENT		\$ -	\$ -	\$ -	
CONTRACTUAL	\$ 47,773.00	\$ 3,228.59	\$ 7,689.70	\$ 40,083.30	83.9%
SUPPLIES	\$ 20,562.00	\$ 541.73	\$ 4,884.22	\$ 15,677.78	76.2%
FACILITIES/CONST.			\$ -		
OTHER	\$ 59,134.00	\$ 5,101.30	\$ 13,125.10	\$ 46,008.90	77.8%
TOTAL DIRECT COSTS	\$ 1,130,349.00	\$ 88,624.46	\$ 262,014.56	\$ 868,334.44	76.8%
ADMIN COSTS (9.0%)	\$ 90,259.00	\$ 7,177.75	\$ 21,228.85	\$ 69,030.15	76.5%
GRAND TOTAL	\$ 1,220,608.00	\$ 95,802.21	\$ 283,243.41	\$ 937,364.59	76.8%
IN KIND NEEDED	\$ 312,384.00				
IN KIND GENERATED	\$ 128,429.70				
IN KIND (SHORT)/LONG	\$ (183,954.30)				

CACFP	Repair/Maint	Food	Non-Food	Total for Month	YTD Expense
Total All Centers	\$ 25.20	\$ 746.23	\$ 133.50	\$ 904.93	\$ 2,754.71

EARLY HEAD START T/TA

CATEGORY	TOTAL APPROVED	TOTAL THIS MONTH	CASH OUTLAY TO DATE	BALANCE	REMAINING BUDGET %
OUT OF AREA TRAVEL	\$ 15,925.00	\$ 3,629.08	\$ 3,629.08	\$ 12,295.92	77%
SUPPLIES	\$ 1,479.00	\$ 350.00	\$ 350.00	\$ 1,129.00	76%
OTHER	\$ 11,523.00	\$ 1,575.00	\$ 1,875.00	\$ 9,648.00	84%
GRAND TOTAL	\$ 28,927.00	\$ 5,554.08	\$ 5,854.08	\$ 23,072.92	79.8%

IN KIND NEEDED	\$ 7,232.00
IN KIND GENERATED	\$ 2,679.00
IN KIND (SHORT)/LONG	\$ (4,553.00)

Notice of Regular Meetings 2019-20

The Board of Trustees for the College of Southern Idaho has established the third Monday of each month as their regular meeting date. In the event the third Monday is a holiday or conflicting with other events, the regularly scheduled meeting will be held the following Monday or rescheduled at an appropriate time.

The 2019-20 regular meeting schedule is as follows:

July 15, 2019

January 13 or 27, 2020 (Conflict with 1/20 – Martin Luther King)

August 19, 2019

February 24, 2020 (Conflict with 2/17 – President's Day)

September 16, 2019

March 16, 2020

October 21, 2019

April 20, 2020

November 18, 2019

May 18, 2020

December 16, 2019

June 15, 2020

The fiscal year 2020 budget hearing date is set for July 15, 2019. Information concerning specific meeting times and places may be obtained by contacting Jeff Harmon at (208)732-6210 or jharmon@csi.edu.

Jeff Harmon
Vice President of Finance and Administration

April 15, 2019

To: President Fox and the College of Southern Idaho Board of Trustees

From: Jeffrey M. Harmon

Re: Upper Division Tuition & Fees

Pursuant to Idaho Code §33-2107A, the College of Southern Idaho “shall be authorized and empowered to organize and operate an upper division consisting of the third and fourth years of college curriculum with the powers to grant baccalaureate degrees in liberal arts and sciences, business and education”. In June 2018 the Idaho State Board of Education approved the CSI proposal to offer a Baccalaureate degree of Applied Technology (BAT) in Advanced Food Processing Technology beginning in the Fall 2019. The code section stipulates that “the operations of the community college and the upper division shall be kept separate” We intend to create a separate fund to track all revenue and expenditures associated with this and future upper division programs.

We are recommending establishing tuition and fees for the Baccalaureate degree of Applied Technology in Advanced Food Processing Technology and future baccalaureate programs to be equal to the CSI rate charged for out of state student and foreign students. Utilizing the same formula used to calculate out of state and foreign tuition will assure that the costs of operation of said upper division shall be provided by tuition and fees paid by the student in the program.

The current out of state and foreign tuition and fee for FY18-19 is \$285 per credit.

TITLE 33
EDUCATION
CHAPTER 21

JUNIOR COLLEGES

33-2107A. ESTABLISHMENT AND OPERATION OF THIRD AND FOURTH YEAR COLLEGE CURRICULUM IN COMMUNITY COLLEGE DISTRICTS. The board of trustees of a community college district of an urban area, upon filing with the state board of education a notice of intent to exercise the powers herein granted, shall thereafter be authorized and empowered to organize and operate an upper division consisting of the third and fourth years of college curriculum with powers to grant baccalaureate degrees in liberal arts and sciences, business and education. Upper division courses and programs are subject to approval pursuant to section 33-107(8), Idaho Code. The operation of the community college and the upper division shall be kept separate; however, the joint use of facilities is authorized provided a proper cost allocation is made. The buildings and equipment for the use of said upper division may be purchased, leased, constructed, maintained, and administered from funds obtained by the board of trustees' levy. Such levy shall not exceed two hundredths percent (.02%) of the market value for assessment purposes on all taxable property within the taxing district. Said board under section 33-2113, Idaho Code, may obtain capital funds through issuance of general obligation bonds for such equipment and buildings, with the total tax levy for operation and bonds of the upper division not to exceed the levy limit authorized in this section. Such tax shall be certified and levied as provided for other taxes of the district. All other costs of operation of said upper division shall be provided by tuition and fees paid by the student. Gifts and grants may be accepted by the board of trustees for this or other purposes. A student who has been a resident of the community college district pursuant to section 33-2110B, Idaho Code, for not less than one (1) year at time of admission to the upper division, or who has completed the first two (2) years in the college, shall be given preference for admission to the upper division.

History:

[33-2107A, added 1965, ch. 16, sec. 4, p. 27; am. 1995, ch. 82, sec. 12, p. 225; am. 2017, ch. 70, sec. 1, p. 169.]



BOYS & GIRLS CLUBS
of Magic Valley

LEADERSHIP

OVERVIEW

OUR NEED

FAQ'S

IMPACT

PLEDGE

OUR STORY

DEAR SUPPORTER,

The Boys & Girls Clubs of Magic Valley have impacted the lives of children and families in our community for 22 years. The Clubs are a place that inspire and enable young people to realize their full potential; a place where children develop self-esteem, leadership, and social skills. It is a place where GREAT FUTURES START! We believe our mission, giving kids and teens a safe, positive place to be during non-school hours, is more important than ever as we work towards building a stronger community. Youth attending our programs learn new skills and values such as leadership, respect, community service, responsibility, and integrity. Staff members and volunteers provide young people with guidance, a sense of belonging and the skills they need to succeed in life. They help kids see that they can be whatever they want to be – regardless of their situation at home.

Every year, more than 3,000 youth walk through the doors of our Clubs. The Twin Falls Club is serving nearly 300 kids each day. Currently, we are not able to serve all the kids that want, and need, to be at the Club because our Club is at capacity. We have no choice but to turn away kids, teens and families when they need us the most. Twin Falls is growing at a rapid pace; new schools and businesses are being built and future development is on the horizon. Having a safe place for Magic Valley kids to attend during non-school hours is vital to our community. Putting an end to our waiting list and completing this campaign is vital to our community. We encourage you to invest in our Club and our youth by making a contribution to our campaign. Please join us! Help expand our community's critical safety net and give all kids a chance to reach their full potential.

Thoughtfully,



Mike McBride
Capital Campaign Chair



Gregg Middlekauff
Board President



Lindsey Westburg
Executive Director

OUR MISSION:

To enable all young people, especially those who need us most, to reach their full potential as productive, caring and responsible citizens.

ENDORSEMENTS



Shawn Barigar,
Twin Falls City Mayor



Terry Kramer,
County Commissioner



Don Hall,
County Commissioner



Jack Johnson,
County Commissioner




Tom Carter,
Twin Falls County Sheriff




Craig Kingsbury,
Twin Falls Chief of Police



Lee Heider,
State Senator



Jim Patrick,
State Senator



Lance Clow,
State Representative



Jeff Fox,
CSI President



Brady Dickinson,
Superintendent Twin Falls
School District

BOARD OF DIRECTORS

Dan Willie—Emeritus
Rick White—Emeritus
Gregg Middlekauff
Rex Lytle
Brian Bolton
Lisa Paulos
Bill Koch
Steve Kaatz
Scott Plew
Rick White Jr.
Steve York

Jay Dodds
Rod Doig
Jeff Blick
Mike McBride
Tracy Hulse
Anna Scholes
Darren Kyle
Tug Worst
Mandi Riddle
Brady Dickinson
Inga Elkin

Rich Stivers
Afton Patrick
Jason Vickrey
Jed Roeser
Breanna Howard
Jeff Frost
Dave Thibault
Mark Doerr

PROPOSED 7,920 sq. ft. EXPANSION

**Boys and Girls Club of Magic Valley
Twin Falls, Idaho**



OUR GREAT NEED

MORE YOUTH URGENTLY NEED A PLACE TO GO

There is an urgent need in our growing community for kids to have a safe place to go when school is out, somewhere they can receive the support they need, experience the gift of community and learn to overcome the challenges they face in their daily lives. Those challenges range from poverty to academic pressures to disadvantaged circumstances to low self-esteem. The Boys & Girls Clubs of Magic Valley is the safety net that these kids need. Currently within the Twin Falls School District, kindergarten is only offered half day. The Club is the only entity that provides transportation, meals and educational programming to supplement the second half of that day.

TEENAGERS NEED A SAFE PLACE

Twin Falls has a critical need to offer safe places for teenagers to gather, learn and grow. The size of our current facility makes it difficult to keep kids engaged in the Club once they reach middle school. This is exactly the time when they need to be at the Club in order to avoid being involved in risky behaviors. Teens drop out of the Club due to the lack of sports programs, as well as the “uncool” factor of having to walk through the front doors of the Clubhouse alongside six and seven year old members. The Boys & Girls Clubs of America has found that Clubs who separate teen centers from the main Clubhouse have a much higher success rate in attracting and retaining teen members. For that reason, we have included a teen center as part of this project.

THE TWIN FALLS CLUBHOUSE HAS REACHED ITS MAXIMUM CAPACITY

The Twin Falls Club serves up to 300 children per day during the school year, and upwards of 350 per day during the summer months, and these numbers increase each year. These numbers show that the Club is operating at 109% capacity during the school year and 127% capacity during the summer. In order to safely serve our current Club members, avoid putting our Club families on a waiting list, and welcome in new members, we must increase the square footage of our Clubhouse.



THE CHILDREN OF TWIN FALLS NEED THE CLUB MORE THAN EVER

With more and more families not being home afterschool to supervise children, the Club is meeting a greater need than ever before. The Club acts as the care giver that these children so desperately need. At the Club, kids know they are safe and cared for. Club members can receive assistance with their homework, eat a nutritious snack, take part in recreational activities and receive adult mentorship.

OUR COMMUNITY IS GROWING AT A FASTER RATE THAN EVER BEFORE

It is no surprise to anyone that Twin Falls is growing at a rapid pace, with new companies and businesses popping up each day. In order to keep up with this fast-paced growth, and serve a growing need in the community, we must expand our Clubhouse.

STATISTICS...

- In May of 2016, 527 children in Twin Falls were identified as homeless.
- In the 2016-17 school year, there were a total of 9,172 students in the Twin Falls School District.
- Enrollment numbers in the Twin Falls School District are projected to increase 2-4% each year.
- 64% of students in the Twin Falls School District qualify for free or reduced lunch.
- On average, students lose two months of reading skills during the summer months. The Boys & Girls Clubs of Magic Valley provide all members with 80 hours of Summer Brain Gain to prevent summer learning loss.



CHARTING A COURSE

WHY IS THE TWIN FALLS EXPANSION PROJECT THE TOP PRIORITY OF THE BOYS AND GIRLS CLUBS OF MAGIC VALLEY?

The Twin Falls Club serves an average of 300 children per day after school and during our summer program. In order to maintain a safe and positive environment the Club has had to cap membership of our programs, resulting in over 100 kids being put on a waiting list. This is unacceptable. Without the Club, kids in the Magic Valley community are at a greater risk.

WHAT WILL THE EXPANSION ENCOMPASS?

The expansion of the Twin Falls Club will add an additional 7,920 square feet to the facility. Inside the expansion will be an early childhood development classroom, with specific sensory materials for kindergarten and first grade ages. The expansion will also house an education and technology center, geared toward STEM based programming, a multipurpose center, literacy center, and arts center. On the second floor of the expansion we will open a teen center that will include a check in area, TV and games area, a homework and computer room and a social gathering area for small group activities. We will be able to serve 100 more teens and 100 more kindergarten age children with this expansion.

HOW DO CLUBS HELP COMMUNITIES?

Research shows that between the hours of 3 and 7 p.m. kids are most vulnerable to gangs, violence, and other risky behaviors. We promise our kids a great future, not only keeping them safe and off the streets, but by giving them opportunities that can change their lives and the lives of their communities.

WHO DO CLUBS SERVE?

Clubs serve children. Clubs serve youth ages 5 to 18; coming from a variety of socioeconomic backgrounds.

HOW ARE YOU DIFFERENT FROM OTHER YOUTH DEVELOPMENT AGENCIES IN THE COMMUNITY?

The Boys & Girls Clubs of Magic Valley are specially designed to serve youth, with an annual membership cost of only \$20 we ensure that our organization is affordable to those kids and families who need us most. The Club is open for 13 hours per day, allowing children access to our trained youth development professionals, healthy meals, and life changing programs. The programs offered have proven to teach Club members valuable life skills, healthy habits, character development, creativity and enrich self-esteem.

WHY ARE CLUBS IMPORTANT?

Through our core program areas, we enable our youth to reach their full potential as healthy, productive, caring adults. Our programs are the heart of what the Boys & Girls Clubs of Magic Valley promise for the future. These programs engage young people in activities with adults, peers and family members; enabling them to learn powerful life skills, introducing them to new experiences and helping them to reach their full potential!

HIGH YIELD LEARNING ACTIVITIES

The use of high-yield learning activities (HYLAs) – fun and academically challenging activities that increase scholastic performance – is an essential component of the Boys & Girls Clubs of Magic Valley’s comprehensive educational enhancement strategy. High-yield learning activities are an effective way to meet the needs of youth in different stages of development. In these activities, which can be incorporated into any program design, young people utilize skills, information, behavior and values needed for successful learning. High-yield learning activities are fun, inherently motivating, and provide incentives for members to develop new skills in a variety of areas. Because these activities can take place throughout the entire Club – in the learning center, in the computer room, on the basketball court, in the kitchen – any location becomes a place where members can engage in exciting activities. Examples of high-yield learning activities include:

- Robotics Program
- Connecting stories with real life applications
- Self –regulation activities
- Open-ended activities
- STEM
- Sensory Tables
- Cooking Matters Classes
- Mock Trial

Developing high-yield learning activities takes a bit of creativity and time, but the result encourages members to explore, develop, create and learn. Through participation in High Yield Learning Activities, youth will experience:

- Improved attitude toward learning
- Improved grades in school
- Improved self-esteem
- Daily opportunities to practice academic skills, such as reading and writing
- Self-directed learning
- Improved behavior





**AMERICA'S KIDS
ARE IN CRISIS.**

Every afternoon 15 million kids leave school with no place to go. But...
**When School's Out,
Clubs Are In!**

3 OUT OF **10**
KIDS ARE
OBESE OR
OVERWEIGHT

80% of Club alumni
said the Club had a
positive impact on
their attitude toward
fitness and health.
according to a Harris Study.

28%
OF ALUMNI SAY THEY
**would have
dropped out**
IF NOT FOR THE CLUB.

67%
OF ALUMNI SAY THE CLUB
kept me
out of trouble
with the law.

In a Harris Survey,
90% of Club
alumni reported they
earned a high school
diploma or equivalent.

90%
OF CLUB ALUMNI
GRADUATED

4 million kids
4,000 Clubs
276,000
caring staff and
volunteers

Clubs are located
in **public schools**
and **public housing**,
on **Native American
lands**, in **rural areas**
and **inner cities** -
everywhere kids need
them most.



3 OUT OF **10**
kids **won't graduate** on time

1 OUT OF **5**
young people
lives in
poverty

OUR IMPACT

Growing up in a broken home left her branded by heartbreak; Cassidy locked away her ambition for life and relationships with friends and family. She became lost after being in foster care twice and losing a brother to suicide. Thankfully, there was always a voice of encouragement to be found in the Boys & Girls Clubs of Magic Valley, where she had been involved since she was eight years old. It was there that she learned how to open up and build relationships in spite of all of the negativity around her. The Club initiated Cassidy's immense passion for music when she learned how to play guitar from a staff member at the Club. She found family amongst Club members and mentors when she was being brought down by darkness. Cassidy truly began to form friendships and discover her own identity when she started attending teen nights. However, it wasn't until she became a staff at the Boys & Girls Club that she really began to feel like she truly had a purpose or impact on people. She has used her past experiences to create a passion for helping others. Cassidy is currently attending Northwest Nazarene University to pursue a degree in communications. She competed in the Boys & Girls Clubs Youth of the Year program where she won the local, state and most recently was named the 2017 Pacific Region Youth of the Year, earning over \$50,000 in scholarships.

"No matter how deeply I become involved in this organization, I can't get enough. The best parts of me are brought out by the Boys & Girls Club. I have grown into a leader out of a life that wanted to see me downcast and broken. When confusion and hardships were wreaking havoc on my life, the Club always came up alongside me to keep me afloat. My own experiences have allowed me to walk with Club members in the paths they take and offer guidance along the way. I have grown to be best friends with so many of the kids I see for just a few short hours every day after school. It is in those times that I find myself the happiest and most inspired to be an even greater influence. Hurdle after hurdle has been placed in my path, and yet I exist. A new obstacle seems to come every day, but I am thriving in the face of adversity."

—Cassidy Littleton, 2017 Pacific Region Youth of The Year
10 Year Club Member of BGCMV



AT A GLANCE...

2 UNITS —
TWIN FALLS &
BUHL

\$20

350

KIDS SERVED PER DAY

ANNUAL MEMBERSHIP FEE

3,004

YOUTH SERVED IN 2016

212

TEENS SERVED

TRANSPORTING

14

SCHOOLS

81

SUMMER PROGRAMS

80

HOURS DEDICATED TO
SUMMER LEARNING LOSS

10

AFTER SCHOOL PROGRAMS

24

PARENTING CLASSES

\$1,800

COST FOR A CHILD TO ATTEND THE CLUB FOR
ONE YEAR

2,300

MEALS SERVED EACH WEEK

13

HOURS OPEN PER DAY

IMPACT

OUR PROJECT

OUR OBJECTIVE

Our goal is to raise **\$1.95 million** through donations from businesses, individuals, grants and foundations.

HOW WILL YOU FUND ADDITIONAL OPERATING COSTS WITH THE EXPANSION AND SERVING MORE KIDS?

With the addition of education and program spaces in our teen center, there will be additional costs in staffing, utilities, food, and other expenses. The Club intends to pay for the additional operating expenses through increased donations to our general operating fund.

WHO WILL OVERSEE THE PROJECT?

The BGCMV Board of Directors, the volunteer Capital Campaign Committee, and Lindsey Westburg, the BGCMV Executive Director will oversee the project.

WAYS TO GIVE

Individuals and businesses have already begun pledging funds for the BGCMV Capital Campaign. We are asking you to join us by participating in this project for our children and our community. Our Capital Campaign Committee will be happy to work with you to design a gift which suits your circumstances. These gifts may be given as a one-time gift or as a multi-year commitment for up to five years. Pledges may be paid on a schedule designed to suit your preferences. (e.g., quarterly, annually, etc).

WHAT'S THE DIFFERENCE BETWEEN AN OUTRIGHT GIFT AND A PLEDGED GIFT?

When a gift is given at the time a commitment is made to the campaign in a single payment, it is considered an "outright gift". The advantage of outright gifts of cash, securities, or other property is that they have an immediate impact on our campaign. Gifts in which payments are made over time or a single payment is planned for the future are pledges. The advantage of pledges is that they can allow donors to make a larger gift and therefore a greater overall impact on the campaign.

IS THERE A WEBSITE WHERE I CAN GET INFORMATION OR DONATE ONLINE?

You can visit us on our website at www.bgcmv.com for more information or to make a donation.



Boys & Girls Clubs are exempt from Federal Income Tax under Section 501(C)(3) of the Internal Revenue Code and contributions are tax deductible to the extent of the law. All contributions will be formally acknowledged. Please designate if you wish to remain anonymous. Tax ID Number: 94-3176622



BOYS & GIRLS CLUBS
OF MAGIC VALLEY

Investing in a Greater Future Pledge Form

MAKE THE FUTURE BRIGHTER FOR OUR COMMUNITY'S YOUTH!

The Boys & Girls Clubs of Magic Valley is providing **TWO** donor giving options that can bear your name or the name of your family, business or someone you wish to honor. You can do this by choosing a **NAMING OPPORTUNITY** or making a contribution to the **DONOR RECOGNITION WALL**. Your generous support is pivotal to the success of today's children and tomorrow's leaders.

Giving Option #1			Giving Option #2
NAMING OPPORTUNITIES			DONOR RECOGNITION WALL
(All Naming Opportunity Donors will also be listed on the Donor Recognition Wall according to their gift level.)			
FOUNDER'S LEVEL \$500,000+			
Naming Area	Gift Amount	Status	Gift Amount
<input type="checkbox"/> South Wing Building Dedication	\$750,000	AVAILABLE!	<input type="checkbox"/> \$ _____
<input type="checkbox"/> Teen Center Dedication	\$250,000	AVAILABLE!	
<input type="checkbox"/> Early Childhood Center Dedication	\$500,000	AVAILABLE!	
CHAIRMAN'S LEVEL \$100,000 - \$499,999			
Naming Area	Gift Amount	Status	Gift Amount
<input checked="" type="checkbox"/> Early Childhood STEM Center	\$100,000	SOLD!	<input type="checkbox"/> \$ _____
<input checked="" type="checkbox"/> Early Childhood Multipurpose	\$100,000	SOLD!	
<input type="checkbox"/> Early Childhood Sensory Center	\$100,000	AVAILABLE!	
<input type="checkbox"/> Early Childhood Literacy Center	\$100,000	AVAILABLE!	
<input type="checkbox"/> Early Childhood Arts Center	\$100,000	AVAILABLE!	
PRESIDENT'S LEVEL \$50,000-\$99,999			
Naming Area	Gift Amount	Status	Gift Amount
<input checked="" type="checkbox"/> Food Court	\$50,000	SOLD!	<input type="checkbox"/> \$ _____
<input checked="" type="checkbox"/> Teen STEM Center	\$50,000	SOLD!	
<input type="checkbox"/> Teen Multipurpose Center	\$75,000	AVAILABLE!	
<input type="checkbox"/> Teen Midsize Bus	\$70,000	AVAILABLE!	
BENEFACTOR'S LEVEL \$15,000-\$49,999			
Naming Area	Gift Amount	Status	Gift Amount
<input type="checkbox"/> Outdoor Landscaping	\$15,000	AVAILABLE!	<input type="checkbox"/> \$ _____
<input type="checkbox"/> Updates to existing building	\$15,000	AVAILABLE!	
<input checked="" type="checkbox"/> Teen Café	\$35,000	SOLD!	
PATRON'S LEVEL \$10,000-\$14,999			
Naming Area	Gift Amount	Status	Gift Amount
<input checked="" type="checkbox"/> Early Childhood Director Office	\$10,000	SOLD!	<input type="checkbox"/> \$ _____
<input type="checkbox"/> Teen Director Office	\$10,000	AVAILABLE!	
<input checked="" type="checkbox"/> Outdoor Play Equipment	\$10,000	SOLD!	
<input checked="" type="checkbox"/> Conference Room	\$10,000	SOLD!	
AMBASSADOR'S LEVEL \$5,000-\$9,999			
			Gift Amount
			<input type="checkbox"/> \$ _____
PARTNER'S LEVEL \$2,500-4,999			
			Gift Amount
			<input type="checkbox"/> \$ _____
SUPPORTER'S LEVEL \$1,000-2,4999			
			Gift Amount
			<input type="checkbox"/> \$ _____

DONOR

YES! I would like to make a donation to the Boys & Girls Clubs of Magic Valley. I have indicated my desired gift amount on the pledge form.

It is my/our intention to support the Club in the amount of
\$ _____

Name of Donor: _____

Individual Company Association
 Business Family Foundation

Address: _____
City: _____
State: _____ Zip: _____
Phone Number: _____
Email: _____

My donation of \$_____ will be made in one payment and is due with receipt of pledge.
 My donation of \$_____ will be made in five equal payments within a five-year period. My first payment of \$_____ is due with receipt of pledge.

Signature: _____
Date: _____

Please specify how you would like Donor Signage to appear:

METHOD OF PAYMENT:

Credit Card

VISA MasterCard
 American Express Discover
 Name on Credit Card:

Credit Card Number: _____
Expiration Date: _____
CVC Code: _____
Signature: _____

Check—Made payable to....
 The Boys & Girls Clubs of Magic Valley
999 Frontier Road
Twin Falls, Idaho 83301

Pledges can be made in five (5) equal payments within a five (5) year period. All naming opportunity donors will be listed on the Donor Recognition Wall according to their gift level. Minimum donation of \$1,000 is required to be listed on the donor recognition wall.



OUR HISTORY



1994



1998



2009

1995



2006



2010



1994- Boys & Girls Clubs of Magic Valley first opened it's doors for a short summer program at Harry Barry Park. This consisted of a two week program for 25 kids. The City of Twin Falls donated the building, with many community leaders lending their time, talents and treasures to remodel the building.

1995- Through the generosity of the City of Twin Falls and Cliff & Ione Smallwood, the Club moved to the Graybill building on Maxwell and Shoshone.

1998- The Boys & Girls Club of Magic Valley moved to its current location on the College of Southern Idaho Campus. This was accomplished by a large donation from the Smallwood's and the use of CSI's property.

2003- Boys & Girls Clubs of Magic Valley's Buhl Unit hosts its first summer program. This was accomplished through many community donations and the use of Popplewell Elementary.

2004- Boys & Girls Clubs of Magic Valley's Buhl Unit had first after school program at Popplewell Elementary.

2006- Club expands-building a business/ administrative wing thanks to Dan & Sonja Willie and the Florence Gardner Charitable Trust.

OUR CLUB. OUR COMMUNITY.



2010



2014



2016

2014



2015



2009— Club launches weekly Teen Night program, serving 75 teens each week.

2010— Club launches Knetic Program for half day kindergarten students, providing transportation, meals, and programming to supplement the other half of the day.

2010- Twin Falls Club expands on the west end through the generosity of the John F. Nagel Foundation to provide storage, three offices and a fitness center.

2014- Club celebrates its 20th anniversary.

2014— A groundbreaking ceremony is held in Buhl on Sawtooth Ave. as construction begins on the Buhl Unit.

2015- June of 2015 Boys & Girls Clubs of Magic Valley- Buhl Unit opens its doors to the first summer program in their newly constructed Clubhouse. The building is located next to the Buhl Middle School.

2016- Phase #1 of Capital Campaign is complete. Club renovates entire building including flooring, painting, new plumbing, bathrooms and FRP throughout. Added on a lobby area to secure the Club.

OUR COMMITMENT.

Boys & Girls Clubs of Magic Valley

For more information about this project, please contact:

Mike McBride, Capital Campaign Chair: 208-420-2383

**Lindsey Westburg, Executive Director: 208-736-7011 or
lwestburg@bgcmv.com**

Or visit our website at www.bgcmv.com

**Twin Falls Unit
999 Frontier Road
Twin Falls, ID 83301
208-736-7011**

**Buhl Unit
523 Sawtooth Ave.
Buhl, ID 83316
208-329-7000**

**Rupert Unit
323 1st St.
Rupert, ID 83350
208-647-4757**



GREAT FUTURES START HERE.



**COLLEGE OF SOUTHERN
IDAHO
BOARD OF TRUSTEES**

MAY 15, 2017

EXECUTIVE SESSION

3:00 P.M.

Taylor Building – President’s Board Room

BOARD OF TRUSTEES MEETING

4:00 P.M.

Taylor Building – SUB 277

*Boys & Girls Club
Info*

AGENDA

CALL TO ORDER

APPROVAL OF MEETING AGENDA: (A) *Chairman Kleinkopf*

MINUTES – EXECUTIVE SESSION – APRIL 17, 2017: (A) *Jeff Harmon*

MINUTES – REGULAR MEETING – APRIL 17, 2017: (A) *Jeff Harmon*

TREASURER’S REPORT: (A) *Jeff Harmon*

HEAD START OPERATIONAL REPORT: (A) *Mancole Fedder*

OPEN FORUM

UNFINISHED BUSINESS

NEW BUSINESS

APPROVAL OF BOYS AND GIRLS CLUB FENCING PROPOSAL: (A) *Jeff Harmon*

JULY AND AUGUST 2017 CONTINUING BUDGET RESOLUTION: (A) *Jeff Harmon*

FISCAL YEAR 2018 TUITION INCREASE: (A) *Jeff Harmon*

APPROVAL OF FY18 EMPLOYEE CONTRACTS: (A) *President Fox and Jeff Harmon*

NEW BUSINESS:

1. The Board approved allowing the Boys and Girls Club of Magic Valley to construct and maintain a fence around the clubs play area. Allowing the construction of the fence will not alter the existing ground lease agreement, on MOTION by Jan Mittleider. Affirmative vote was unanimous.
2. The Board approved a continuing budget resolution for July and August of 2017 on MOTION by Laird Stone. Affirmative vote was unanimous.
3. The Board discussed the proposal to increase tuition from \$130 per credit to \$135. The Board decided to leave the rate unchanged for Fall 2017 and study developing trends, enrollment, and future costs for the next two months. They will revisit the issue at their July meeting.
4. The Board approved the recommendation of President Fox to give raises to employees along with rank, degree, increases for changes in duties on MOTION by Bob Keegan. Affirmative vote was unanimous.
5. The Board approved the recommendation of Dr. Michele McFarlane to modify the colleges In-State Residency Definition to better align with the provisions in Idaho Code section 33-3717B and IDAPA 0.0104 on MOTION by Jan Mittleider. Affirmative vote was unanimous.
6. The Board heard two program reports. The first was John Hughes presentation on the Summer Bridge to Success program. The second presentation was from Dr. Rick Parker and students enrolled in the GenEd 101.

REMARKS FOR THE GOOD OF THE ORDER

Presidents Report

ADJOURNMENT declared at 5:12 p.m.

Approved: June 19, 2017


Jeffrey M. Harmon, Secretary Treasurer


Karl Kleinkopf, Chairman

Boys & Girls Club
Existing Building

Proposed Addition
5040 sf (Main Floor)

Proposed Fenced Area
14,800 sf +/-

AREA OF
OVERLAP

